




Writing INSTRUCTIONS knowledge organiser



Prior learning and an overview

- Oral retelling using time words and present tense verbs.
 - Simple sentences
- Following and giving instructions through play.


Instructions tell people how to do or make something. They give information on how to complete a task in order.



Content - What am I writing about?

- 'How to...' guides show and tell us how to do different things, e.g. 'How to make a paper aeroplane'.

- You are writing instructions to help the Giant know what to do to be able to grow his garden!



Language - What words and techniques should I use?

Be very clear! The reader must be able to easily follow what you are telling them to do.


Imperative/ Bossy Verbs (actions): to tell someone what to do, e.g. plant/wait/grow

Nouns (things): e.g. rather than 'seed', be more exact, 'sunflower seed.'

Adjectives (describing words): e.g. rather than 'seeds, be precise 'small seeds.'

Structure - How do I set my instructions out?

- A title to tell the reader what you are writing about.
- A question as introduction to interest the reader.
- A list of ingredients or equipment.
- A method (what to do) in time order.



Language features	
Imperative Verbs	collect, plant, get, put, grows, fill, place, wait
Time adverbs	first, next, then, after that, finally
Coordinating conjunction	and
Simple Present Tense	First cut the bread. Next butter the bread.

Punctuation . ? !	
Capital letters (ABC) to begin a sentence.	- T he boy went to the shops.
Full stops (.) to end a sentence.	- Next they went to the zoo.
Question marks (?) to end a question.	- Where did they go?
Exclamation marks (!) to show a strong feeling.	- What a lovely meal!

