



Year 1 Knowledge Organiser – Position and Direction

PRIOR LEARNING & OVERVIEW

EYFS

Use everyday language to talk about position and direction.

Year 1

Describe position, directions and movements, including whole, half, quarter and three-quarter turns.

Describing Movement



quarter turn



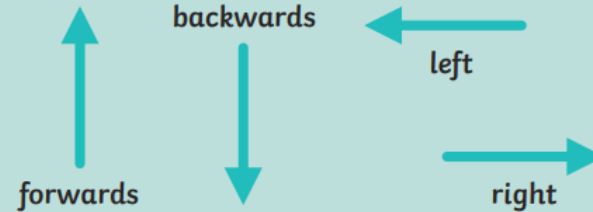
half turn



three-quarter turn




full turn




Describing Position

The pig is to the **left** of the hen.
The hen is to the **right** of the pig.
The pig is in **front** of the sheep.
The sheep is **behind** the pig.

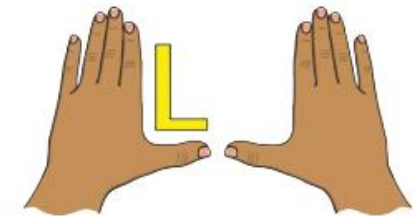
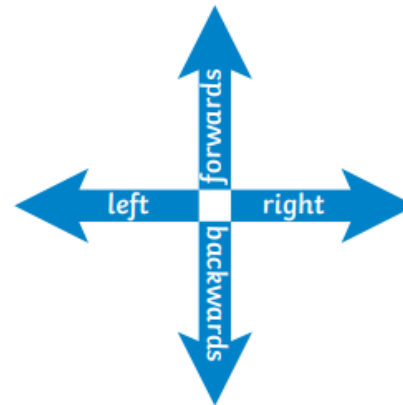


The duck is **below** the doll.
The car is **above** the doll.
The car is on the **top** shelf.
The doll is on the **middle** shelf.
The duck is on the **bottom** shelf.
The doll is **between** the car and the duck.



Key Vocabulary

Forwards	Backwards
Left	Right
On top of	Above
Between	Behind
Quarter turn	Half turn
Three-quarter turn	Whole turn
Clockwise	Anti-clockwise



Left and Right
The hand that makes an L shape is the **left hand**.