



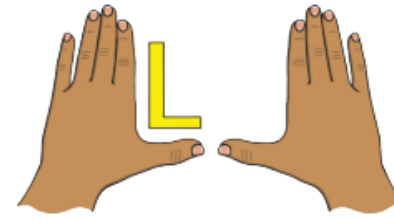
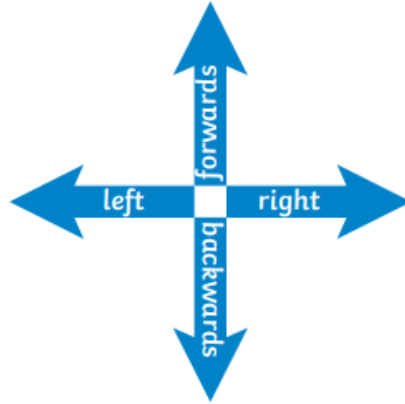
PRIOR LEARNING & OVERVIEW

Use mathematical vocabulary to describe position, direction and movement, including movement in a straight line and distinguishing between rotation as a turn and in terms of right angles for quarter, half and three-quarter turns (clockwise and anti-clockwise).

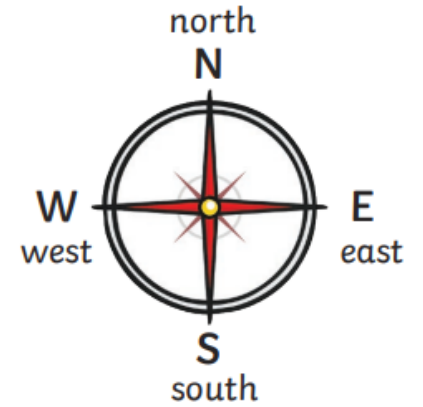
Key Vocabulary

Forwards	Backwards
Left	Right
Quarter turn	Half turn
Three-quarter turn	Whole turn
Clockwise	Anti-clockwise
North	South
East	West
Pattern	Sequence

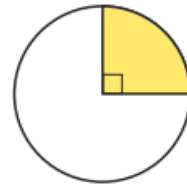
Describing Straight-Line Movement



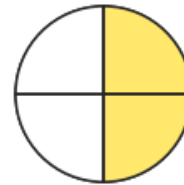
Left and Right
The hand that makes an L shape is the **left hand**.



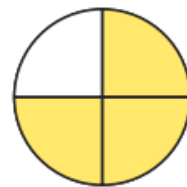
Describing Turns



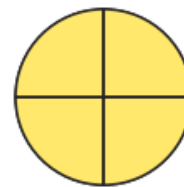
quarter turn



half turn



three-quarter turn



full turn

clockwise



If the turn is in the same direction as the hands of a clock, it is **clockwise**.

anticlockwise



If the turn is in the opposite direction to the hands of a clock, it is **anticlockwise**.